



SportsEdge[®]

Safety. Quality. Versatility. Esthetics.




XT SLOT DRAIN SYSTEM

www.sportsedge.com


SPORTSEGE® XT SLOT DRAIN SYSTEM

- **Easy Installation:** Lightweight two meter lengths for straighaways.
- **One meter channels for Radius**
- **Athlete's Safety:** Minimizes Exposed Hard Surfaces.
- **A.D.A Compliant: 12mm slot**
- **Longevity:** Engineered for strength and durability
- **Aesthetics:** Clean Lines and unmatched finished appearance.
- **Cost Effective:** Fits well within even the tightest middle school or high school budget.

The XT catch basin cover is removable and allows for easy access for clean out and maintenance purposes.




XT900 CATCH BASIN / OUTLET



XT-R RADIUS CHANNELS

Manufactured to facilitate a radius of 36.5 meters per IAAF guidelines, but will work with most typical track radii.




SPORTSEGE® XT SLOT DRAIN SYSTEM

SportsEdge® XT is the best value of any Surface Drain System available and is used by Middle Schools, High Schools and Colleges. This versatile and economical drain system has a continuous 12mm drain slot and unmatched finished appearance.


- Polymer Concrete Drain Slot with Schedule 40 PVC body
- ADA compliant 12mm drain slot (ADA Act of 1990, Section 4.5.4)
- Straight and Radius Channels for use around the entire track

STRAIGHT SECTIONS

- Two meter lengths
- Lightweight (30 lbs.)
- Fewer Pieces & Joints
- Huge Time & Labor Savings for installation.



XT-4 with a formed ledge to anchor synthetic turf.



In Line Catch Basin with Removable Cover

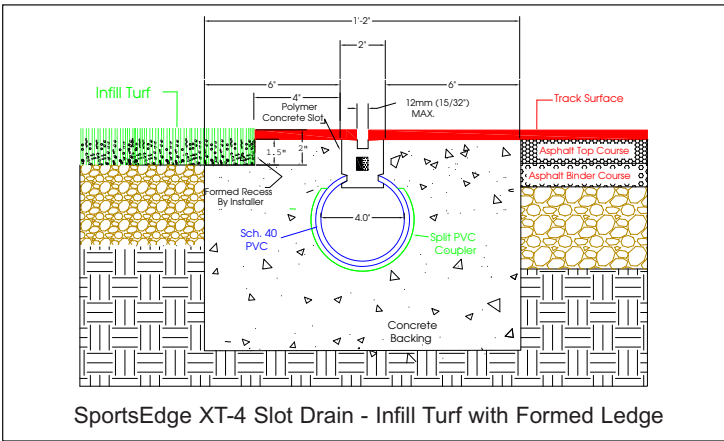


XT-6

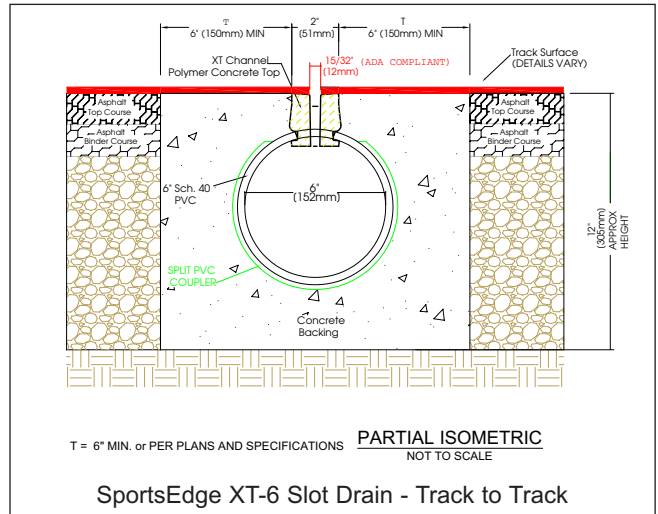
Optional Rebar



Saw Cut Construction Joints are recommended



SportsEdge XT-4 Slot Drain - Infill Turf with Formed Ledge

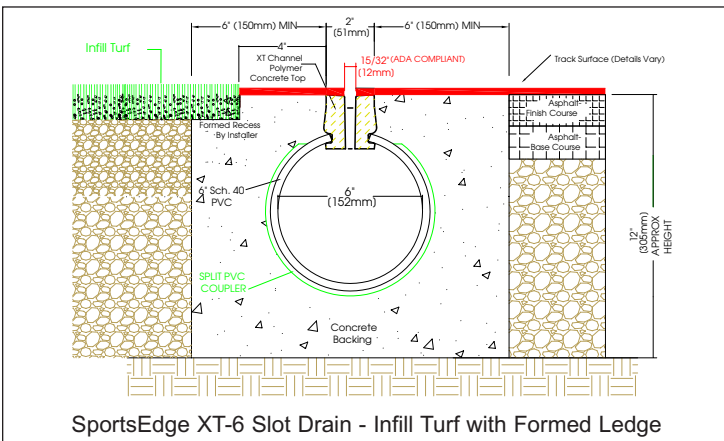


T = 6" MIN. or PER PLANS AND SPECIFICATIONS PARTIAL ISOMETRIC NOT TO SCALE

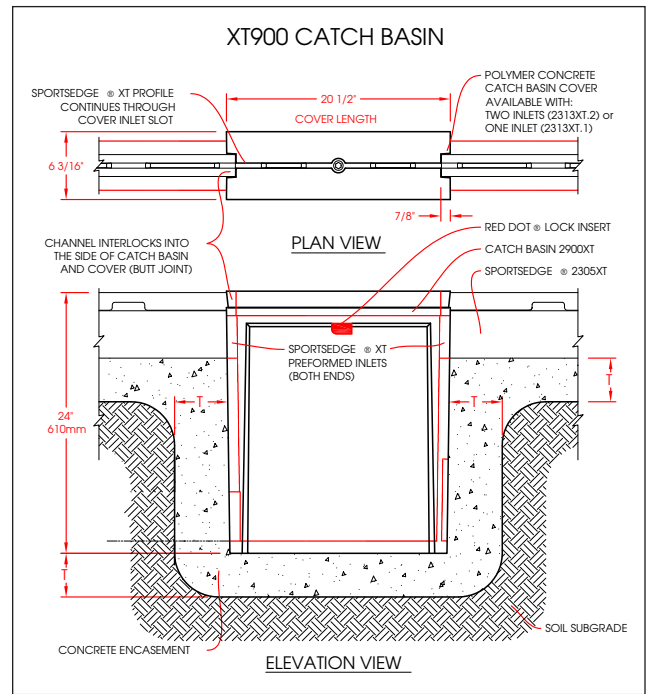
SportsEdge XT-6 Slot Drain - Track to Track

XT SLOT DRAIN SPECIFICATIONS

	XT-4	XT-6
Material:	Polymer Concrete Slot Schedule 40 PVC Drain	Polymer Concrete Slot Schedule 40 PVC Drain
Slot Width:	12mm (0.47")	12mm (0.47")
Inside Width:	102mm (4.0")	153mm (6.0")
Weight:	15 lbs Per Meter	20 lbs Per Meter
Tensile Strength:	1,200 psi (minimum)	1,200 psi (minimum)
Comp. Strength:	12,000 psi (minimum)	12,000 psi (minimum)



SportsEdge XT-6 Slot Drain - Infill Turf with Formed Ledge



There are many other design and cross section details available. AutoCAD drawings and specifications are also available upon request.



All products available in Canada & Mexico

DISCLAIMER The customer and the customer's architects, engineers, consultants and other professionals are completely responsible for the selection, installation, and maintenance of any product purchased from ABT, and EXCEPT AS EXPRESSLY PROVIDED IN ABT'S STANDARD WARRANTIES, ABT MAKES NO WARRANTY, EXPRESS OR IMPLIED, AS TO THE SUITABILITY, DESIGN, MERCHANTABILITY, OR FITNESS OF THE PRODUCT FOR CUSTOMER'S APPLICATION. Copies of ABT's standard warranties are available upon request.

SportsEdge® Safety. Quality. Versatility. Aesthetics. **800-334-6057**
www.sportsedge.com **ABT, INC.**