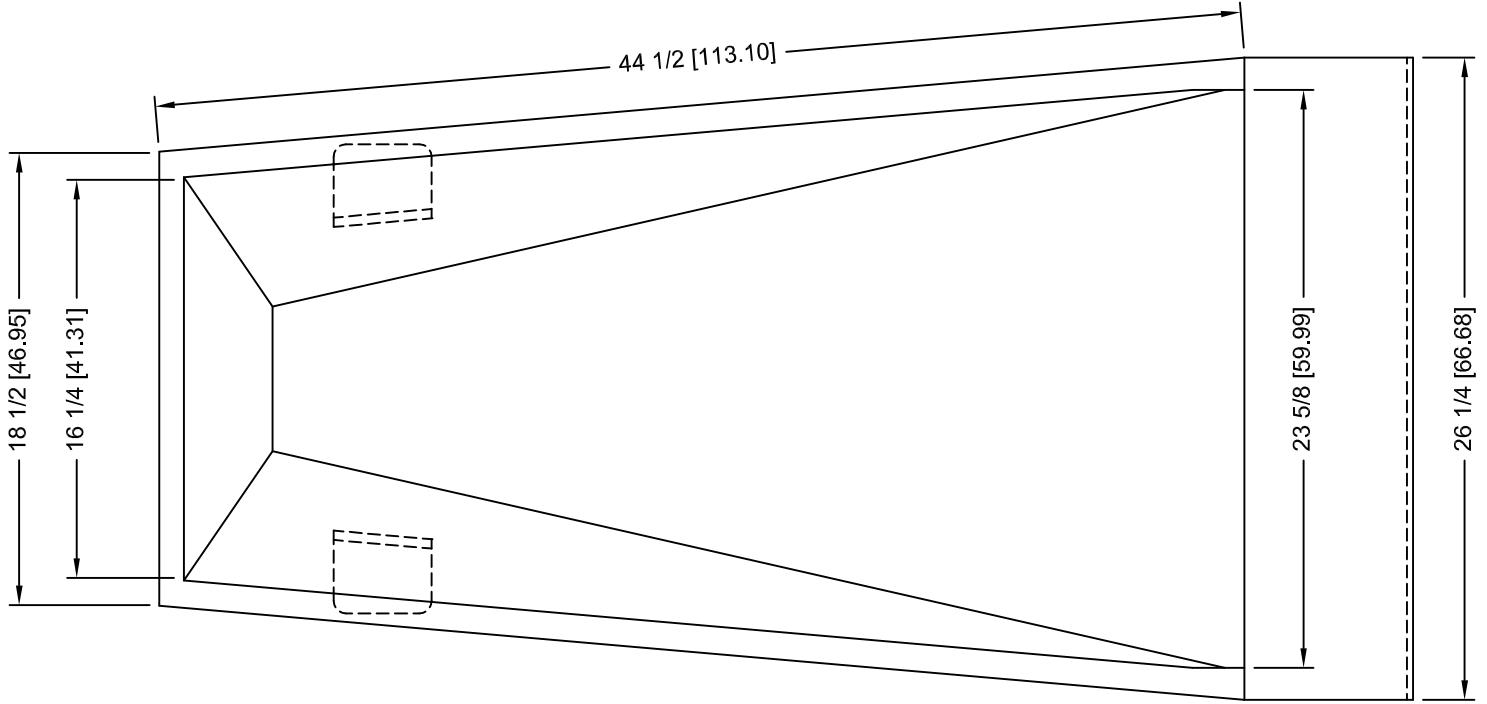


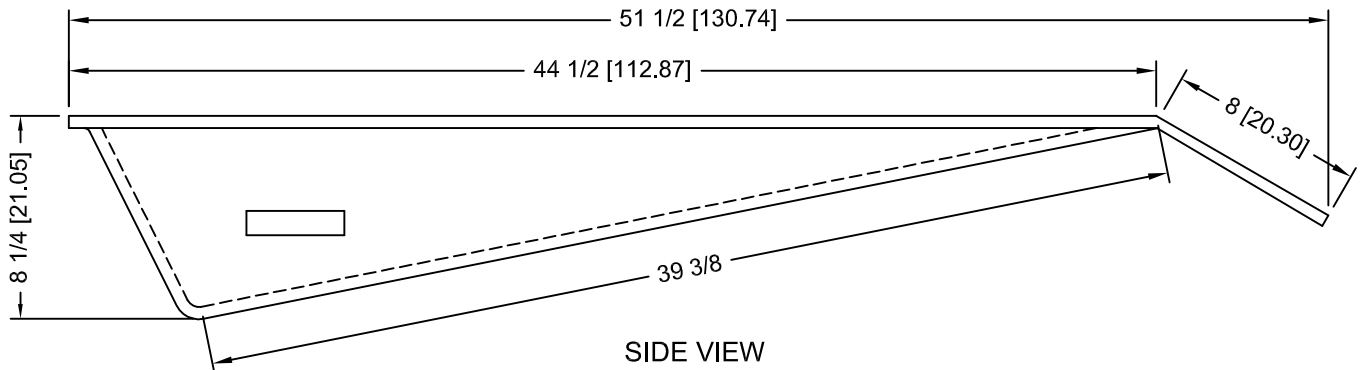
SE505 - CAST ALUMINUM VAULT BOX

SPECIFICATIONS

The SE505 Cast Aluminum Vault Box is cast from #319 aluminum alloy. All sides are cast to a thickness of 1/2 [12mm] inch. This box incorporates the 8 inch [20.3cm] forward lip, sloping downward at 30 degrees, as recommended in the current IAAF rule book. Two outer side wings secure the box in place when placed in concrete. Measurements in brackets are in centimeters.



PLAN VIEW



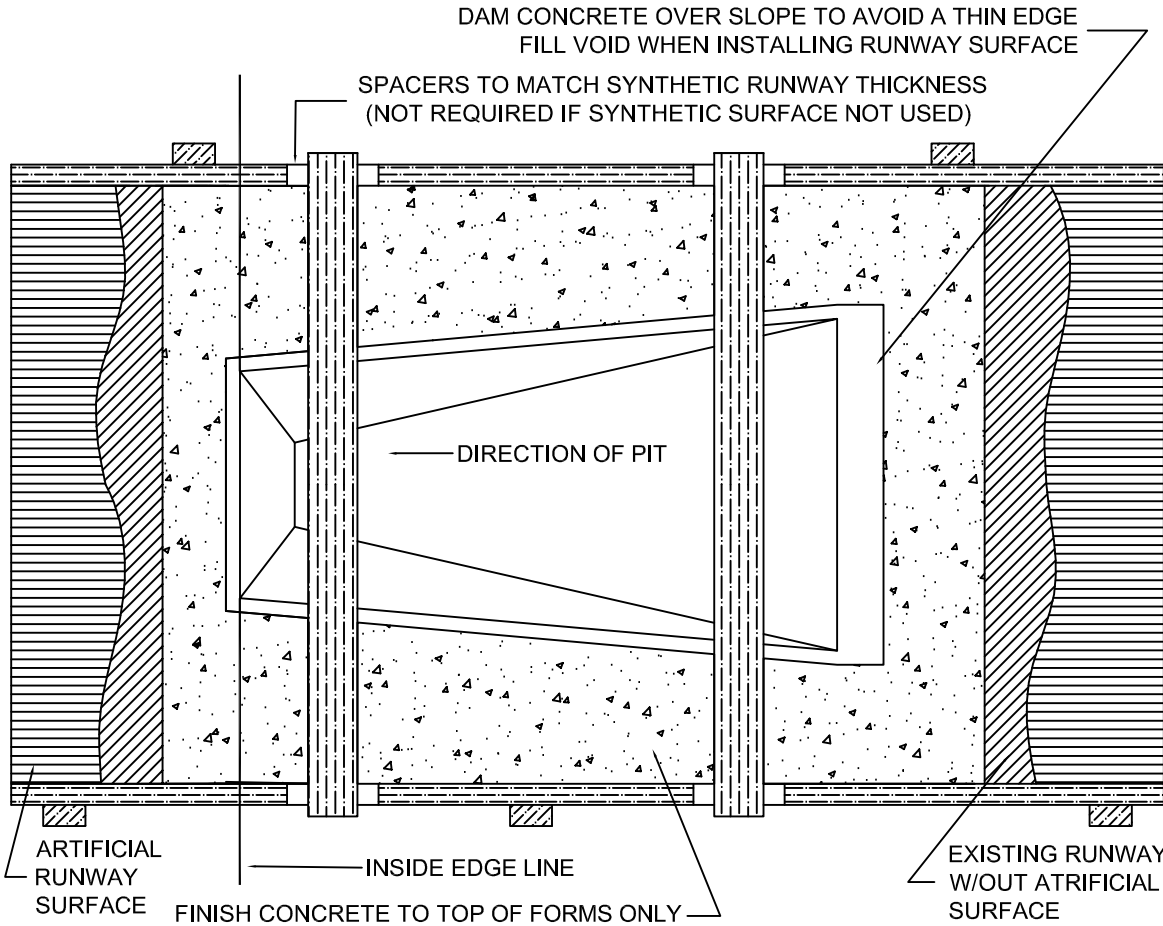
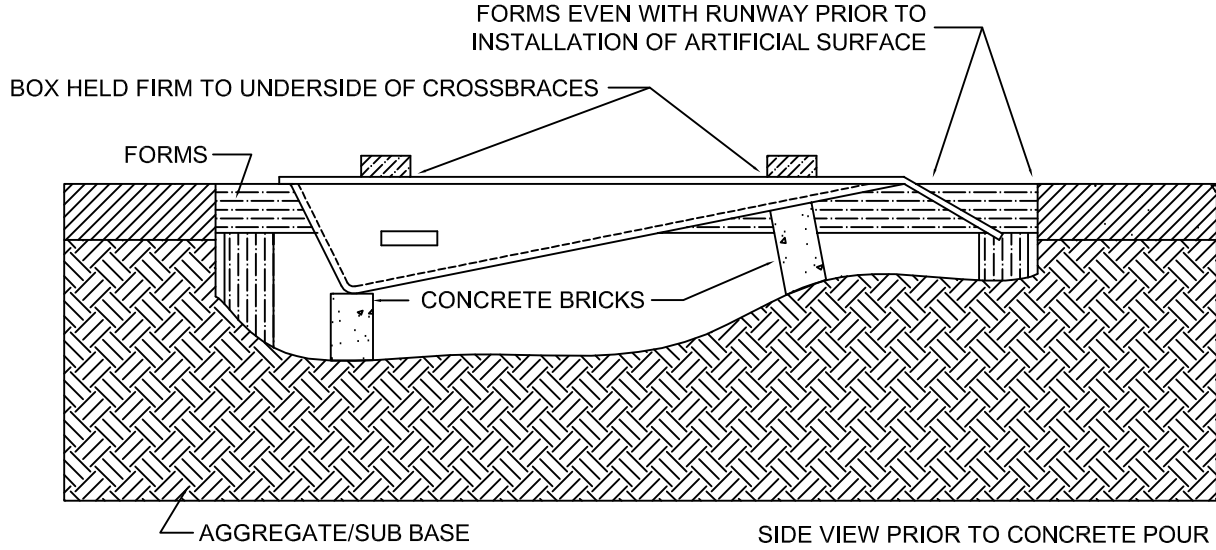
SIDE VIEW

Proprietary rights of ABT, Inc. are included in the information disclosed herein. The recipient, by accepting this document, agrees that neither this document nor the information disclosed herein nor any part thereof shall be copied, reproduced or transferred to others for manufacturing or for any other purpose except as specifically authorized in writing by ABT, Inc..

SportsEdge A Division of ABT, Inc. P.O. Box 837 * 259 Murdock Road Troutman, NC 28166 800-334-6057	TITLE: SE505 Cast Aluminum Vault Box		
	DRAWN BY: M.D.H.	CHECKED BY:	DRAWING NUMBER: SE505-1
SCALE: NONE	DATE: 3/17/04	A-	
<small>DISCLAIMER: The customer and the customer's architects, engineers, consultants and other professionals are completely responsible for the selection, installation, and maintenance of any product purchased from ABT, and EXCEPT AS EXPRESSLY PROVIDED IN ABT'S STANDARD WARRANTIES, ABT MAKES NO WARRANTY, EXPRESS OR IMPLIED, AS TO THE SUITABILITY, DESIGN, MERCHANTABILITY, OR FITNESS OF THE PRODUCT FOR CUSTOMER'S APPLICATION. Copies of ABT's standard warranties are available upon request.</small>			

SE505 - CAST ALUMINUM VAULT BOX INSTALLATION

INSTALLATION OF BOX IN NEW OR EXISTING RUNWAY



PLAN VIEW FOLLOWING CONCRETE POUR

Proprietary rights of ABT, Inc. are included in the information disclosed herein. The recipient, by accepting this document, agrees that neither this document nor the information disclosed herein nor any part thereof shall be copied, reproduced or transferred to others for manufacturing or for any other purpose except as specifically authorized in writing by ABT, Inc..

SportsEdge A Division of ABT, Inc. P.O. Box 837 * 259 Murdock Road Troutman, NC 28166 800-334-6057	TITLE: SE505 - Installation		
	DRAWN BY: M.D.H.	CHECKED BY:	DRAWING NUMBER: SE505-2
SCALE: NONE	DATE: 3/17/04	A-	
<small>DISCLAIMER: The customer and the customer's architects, engineers, consultants and other professionals are completely responsible for the selection, installation, and maintenance of any product purchased from ABT, and EXCEPT AS EXPRESSLY PROVIDED IN ABT'S STANDARD WARRANTIES, ABT MAKES NO WARRANTY, EXPRESS OR IMPLIED, AS TO THE SUITABILITY, DESIGN, MERCHANTABILITY, OR FITNESS OF THE PRODUCT FOR CUSTOMER'S APPLICATION. Copies of ABT's standard warranties are available upon request.</small>			