



SportsEdge®

Safety. Quality. Versatility. Esthetics.



BENCHES & BLEACHERS

www.sportsedge.com

Jaypro



All Aluminum 3 & 4 Row

All Aluminum Bleacher

All aluminum, seat planks and under-structure provide a lightweight, stable bleacher. Seat planks are 10" wide non-skid aluminum. Planks are supported by a strong, aluminum under-structure.



STANDARD & PREFERRED BLEACHERS ALL ALUMINUM

Rows	Length	Seats	Standard Weight	Preferred Weight
3	15'	30	240 lbs.	290 lbs.
3	21'	42	340 lbs.	415 lbs.
3	27'	54	440 lbs.	540 lbs.
4	15'	40	320 lbs.	395 lbs.
4	21'	52	440 lbs.	550 lbs.
4	27'	70	560 lbs.	705 lbs.

All Aluminum Preferred Bleacher

Preferred Bleachers are all aluminum and include **Double Foot Planks**. These are the same as our standard aluminum bleachers with the addition of double foot planks on all rows. Available in two sizes, 3 Row or 4 Row and three lengths, 15', 21' or 27'.



Aluminum & Steel 3, 4, 5, & 10 Row

Aluminum & Steel Bleacher



All aluminum seat planks and galvanized steel understructure provide a lightweight, stable bleacher. Seat planks are 10" wide non-skid aluminum. Planks are supported by a strong, galvanized steel understructure made of 3/16" x 1/2" steel angle. Dual braces and rear stabilizing bar are included for additional strength and stability.



STANDARD BLEACHERS ALUMINUM / STEEL

Rows	Length	Seats	Enclosure	Standard Weight
3	15'	30	N/A	305 lbs.
3	21'	42	N/A	425 lbs.
3	27'	54	N/A	545 lbs.
4	15'	40	N/A	390 lbs.
4	21'	52	N/A	520 lbs.
4	27'	70	N/A	650 lbs.
5	15'	50	Guard Rail	1172 lbs.
5	15'	50	Chain Link	1012 lbs.
5	21'	62	Guard Rail	1452 lbs.
5	21'	62	Chain Link	1252 lbs.
5	21'	58	Guard Rail w-Aisle	1500 lbs.
5	27'	80	Guard Rail	1732 lbs.
5	27'	80	Chain Link	1492 lbs.
10	15'	100	Guard Rail	2500 lbs.
10	21'	140	Guard Rail	2700 lbs.
10	21'	114	Guard Rail w-Asile	3000 lbs.
10	27'	170	Guard Rail	3464 lbs.
10	27'	134	Guard Rail w-Asile	3700 lbs.





Powder Coated Option For Bleachers & Benches

Powder Coated Bleacher

Our powder coat process is the best in the business! Our process precoats metal to provide rust resistance by applying either a coating of Zinc Epoxy or Galvanize, then we apply a sealer for corrosion resistance which also improves adhesion. See chart for bleacher colors.



Color Choices for Bleachers

Plank and understructure colors shown. Please specify plank and understructure color when ordering.



Bleacher Transport Kit

Bleacher Transport Kit

Move your bleachers from field to field. Fits any angle framed 3, 4 or 5-row bleacher, 15' to 21' long. Supplied with two 4.8" x 12" wheels. Wheels and tongue are easily removed when not in use, or

to use with other bleachers. Additional mounting brackets and axle receivers may be purchased to install on all your bleachers, making switchover easy. (BLCH-TMKIT)

BLEACHER TRANSPORT KIT

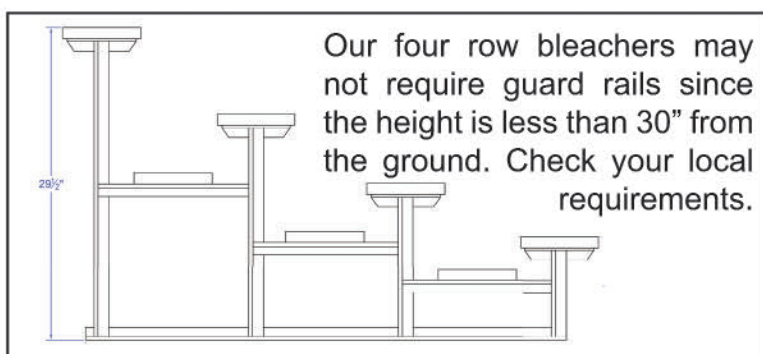
Length
15'
21'
Mounting Kit



Guard Rail or Chain Link

Guard Rail or Chain Link Bleacher

For bleachers above 30", risers and double foot panks are added for safety. Available with guard rail or chain link, also with or without center aisle. Vertical guard rails adhere to all codes - 4" spacing and no "ladder" effect. The aisle option includes a 2" O.D. handrail in the center of the bleacher.



Bleacher Enclosure For Existing Bleachers

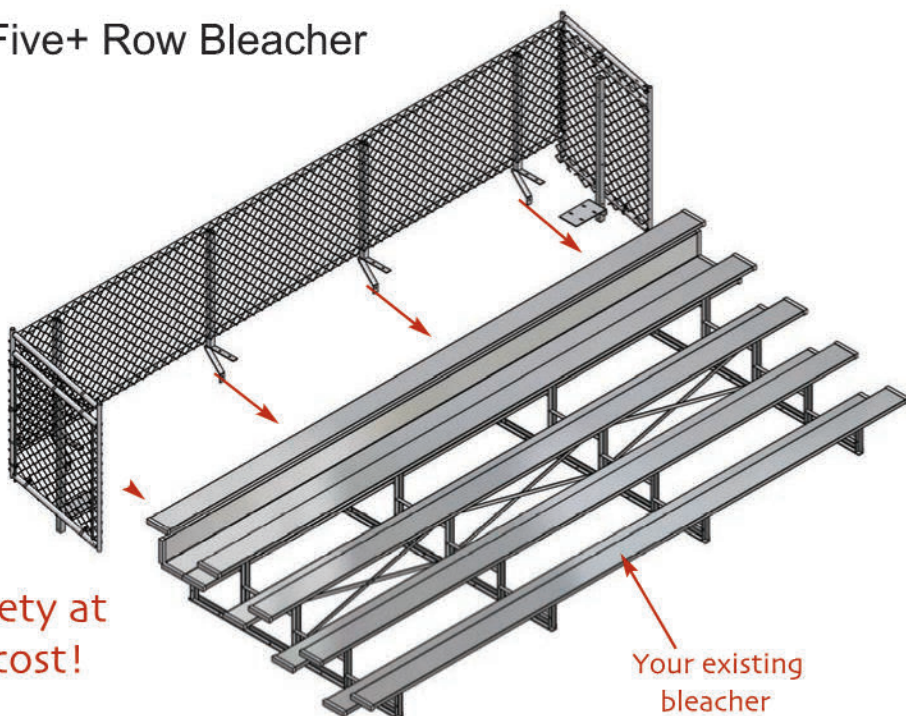
Universal Enclosure for Five+ Row Bleacher

Comply with your local safety code by adding a chain link enclosure to your existing five row bleacher. Bolts onto 15", 21", or 27" bleachers. Fits most bleachers. This enclosure will ensure no exposed footboard and kickboard.

UNIVERSAL ENCLOSURE-5 ROW BLEACHER

Length	Weight
15'	250 lbs.
21'	275 lbs.
27'	300 lbs.

Add safety at a low cost!





Standard Player Benches

Constructed of 10" wide non-skid aluminum planks and 2" x 2" heavy duty, galvanized steel legs for superior rust resistance and superior stability. Available with or without a backrest in your choice of portable, permanent or surface installed units. Player benches are available powder coated in team or school colors - a durable and attractive finish that is scratch resistant and long lasting.

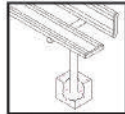
STANDARD PLAYER BENCHES

Length	W/O Back Weight	W/ Back Weight
7-1/2'	33 lbs.	60 lbs.
15'	57 lbs.	100 lbs.
21'	79 lbs.	135 lbs.
27'	101 lbs.	175 lbs.

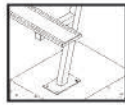
Three Mounting Choices:



Portable Mounting



Permanent Mounting



Surface Mounting



Pro-Player Benches



Similar to our Player Benches but with extra support and comfort to accommodate pro level players! We have additional leg supports and cross bracing for strength. The aluminum seat plank is larger at 12" wide and 20" high. The seat is also contoured for comfort.



PRO-PLAYER BENCHES

Length	Weight
15'	124 lbs.
21'	161 lbs.
27'	201 lbs.

Color Choices for Benches

Plank and understructure colors shown. Please specify plank and understructure color when ordering.



Player Bench with Shelf

Player Bench with Shelf

10" wide non-skid aluminum planks and 2" x 2" heavy duty galvanized steel legs for superior rust resistance. The 20" wide shelf can be used for helmets, gloves, water and other miscellaneous items. Unfinished or powder coated available.



STANDARD PLAYER BENCH W/ SHELF

Length	Weight
7-1/2'	95 lbs.
15'	130 lbs.
21'	185 lbs.
27'	240 lbs.



Scorer's Table

Scorer's Table

Top quality, aluminum scorers table. 7.5' long x 10" wide aluminum seat and 19" wide table top. 2" x 2" heavy duty galvanized steel legs for superior rust resistance. Same high quality as our full line of player benches. Please specify color choices when ordering.

SCORERS TABLE

Length	Weight
7-1/2'	90 lbs.





SportsEdge®

Safety. Quality. Versatility. Esthetics.

BENCHES & BLEACHERS

www.sportsedge.com



Proud Member
SportsTurf
MANAGERS ASSOCIATION
Experts on the Field. Partners in the Game.



All products available
in Canada & Mexico



DISCLAIMER The customer and the customer's architects, engineers, consultants and other professionals are completely responsible for the selection, installation, and maintenance of any product purchased from ABT, and EXCEPT AS EXPRESSLY PROVIDED IN ABT'S STANDARD WARRANTIES, ABT MAKES NO WARRANTY, EXPRESS OR IMPLIED, AS TO THE SUITABILITY, DESIGN, MERCHANTABILITY, OR FITNESS OF THE PRODUCT FOR CUSTOMER'S APPLICATION. Copies of ABT's standard warranties are available upon request.



SportsEdge®

Safety. Quality. Versatility. Aesthetics.

800-334-6057
www.sportsedge.com

ABT, INC.