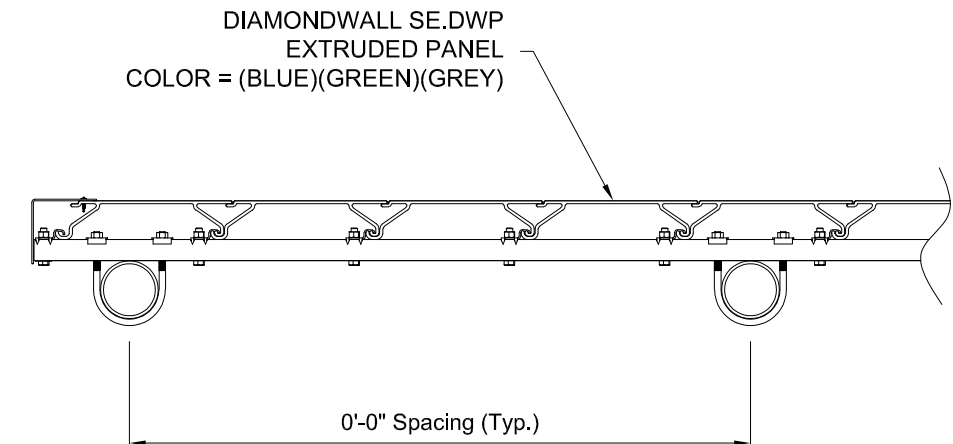
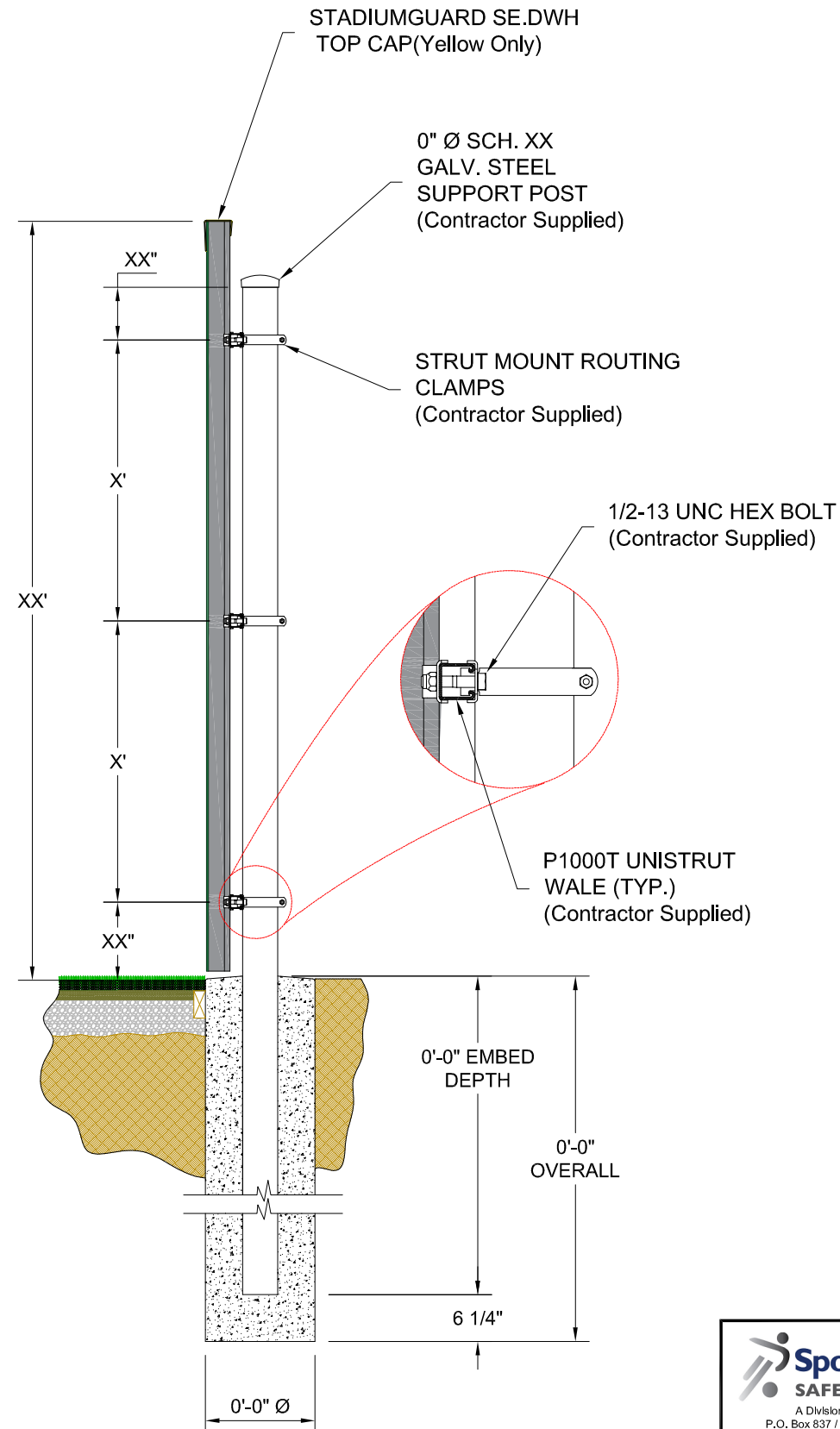


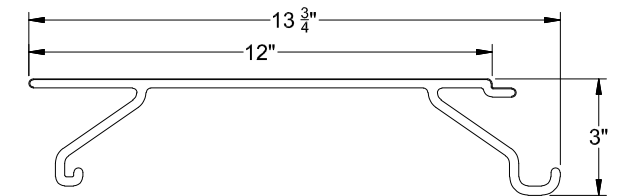
GENERAL NOTES:

1. The contractor shall confirm alignment of the DiamondWall with the grade shown on the contract plans.
2. Contractor shall be responsible for determining the layout and location of the cross-sections in accordance with the owner's requirements and contract plans. At all transitions the taller wall section post size and spacing shall be maintained until the shorter section obtained.
3. The contractor will provide quality control programs to ensure that the finished product meets the specifications
4. Overall plumbness of wall 1"/10-ft of wall height.
5. Overall plumbness of piling 1"/20' of exposed height.
6. Sufficient drainage to be designed, installed, and connected to storm water management system by others.
7. Contractor shall locate all underground utilities to avoid conflict prior to drilling foundations.
8. Contractor shall complete subgrade requirements per site specific Geotechnical Report and contract plans provided by others prior to wall construction.
9. Designed for a 3-sec gust wind speed equal to XX mph per ASCE 7-XX Risk Category I.
10. Foundation design is in accordance to Geotechnical Report NO. XXX-XXXXX provided by XXX.
11. All concrete shall have minimum compressive strength of $f'_c = 3000$ PSI.
12. Minimum foundation size and depth is in accordance with ASTM F567.
13. All hardware shall be Galvanized Steel.
14. All pipe shall be ASTM F 1083 Schedule 40, Grade XX ksi and hot-dipped galvanized.
15. SE.DWP panel color shall be MONSTER GREEN / STADIUM BLUE / ALL-STAR GRAY.
16. Strut Channel Waler shall be P1000T with the following properties:
 - 16.1. Gauge = 12 (Minimum)
 - 16.2. $R_y = 33$ KSI
 - 16.3. $E = 29,000$ ksi
 - 16.4. Area = 0.55 in²
 - 16.4.1. $I_x = 0.185$ in⁴
 - 16.4.2. $I_y = 0.236$ in⁴
 - 16.4.3. $S_x = 0.202$ in³
 - 16.4.4. $S_y = 0.290$ in³



**** Designer Note: Careful Spacing Of The Post On A 1'-0" O.C Spacing Is Strongly Recommended To Help Avoid Clip Location Coinciding With Post Placement During Installation.**

DIAMONDWALL PLAN VIEW (PARTIAL)



SE.DWP PANEL CROSS SECTION (TYP.)

<p>A Division of ABT, Inc. P.O. Box 837 / 259 Murdock Road Troutman, NC 28166 (800) 334-6057</p>	TITLE: SportsEdge® DiamondWall System Information		
	DRAWN BY: B.W.M.	CHECKED BY: XXX	DRAWING NUMBER:
	SCALE: NONE	DATE: 04.23.24	A- SE.DWP

DISCLAIMER: The customer and the customer's architects, engineers, consultants and other professionals are completely responsible for the selection, installation, and maintenance of any product purchased from ABT, and EXCEPT AS EXPRESSLY PROVIDED IN ABT'S STANDARD WARRANTIES, ABT MAKES NO WARRANTY, EXPRESS OR IMPLIED, AS TO THE SUITABILITY, DESIGN, MERCHANTABILITY, OR FITNESS OF THE PRODUCT FOR CUSTOMER'S APPLICATION. Copies of ABT's standard warranties are available upon request.

Proprietary right of ABT, Inc. are included in the information disclosed herein. The recipient, by accepting this document, agrees that neither this document nor the information disclosed herein nor any part thereof shall be copied, reproduced or transferred to others for manufacturing or for any other purpose except as specifically authorized in writing by ABT, Inc.